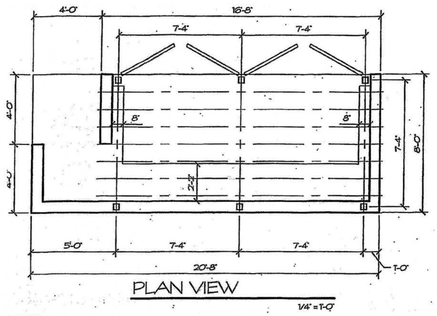

PLAN VIEW

1/4"=1'-0"

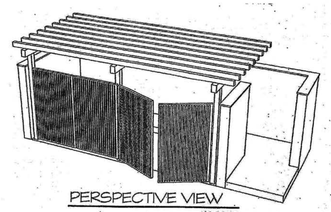

PERSPECTIVE VIEW

NO SCALE

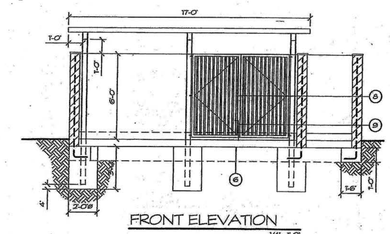

FRONT ELEVATION

1/4"=1'-0"

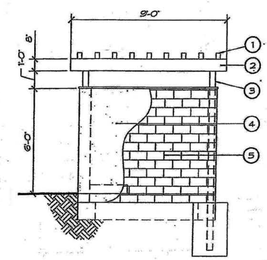

SIDE ELEVATION

1/4"=1'-0"

NOTES:

1. 3x4 @ 12" OC TRELLIS.
2. 4x6 BEAM.
3. 4x4 SUPPORT COLUMNS; SET IN 24"Ø x 3' DEEP FOOTING.
4. SKIM COAT STUCCO.
5. 8x8x16 CONCRETE BLOCK, #4 REBAR VERT. @ 24" OC CENTERED, #4 REBAR HORIZ. BOND BEAM @ 24" OC; SOLID GROUTED. DECORATIVE BLOCK CAP.
6. 6" CONCRETE SLAB W/ #3 REBAR @ 18" OC EACH WAY OVER 90% COMPACTED BASE, 4% MAX SLOPE TO DRAIN.
7. 6" CONCRETE CURB (WHEEL STOP), TYP. AT INSIDE PERIMETER.
8. SLIDE BOLT PER CITY STANDARDS.
9. CANE BOLT PER CITY STANDARDS.
10. 2x3 TS GATE FRAME; MITER CUT & WELD CORNERS, GRIND ALL CORNERS SMOOTH; 1-1/4" x 3/8 BAR STOP WELDED FLUSH WITH INSIDE FACE OF FRAME

Cathedral City City of Cathedral City<	TRASH ENCLOSURE STANDARD	Scale: AS SHOWN Date: MAY 2008 Sheet: 1 of 2 Sheets
68-700 Avenida Lola Montez Cathedral City, CA. 92234 Ph. (760) 770-0340	BUILDING DEPARTMENT	Drawn By: KSL Checked By: DP/RM

Cathedral City City of Cathedral City<	TRASH ENCLOSURE STANDARD	Scale: AS SHOWN Date: MAY 2008 Sheet: 2 of 2 Sheets
68-700 Avenida Lola Montez Cathedral City, CA. 92234 Ph. (760) 770-0340	BUILDING DEPARTMENT	Drawn By: KSL Checked By: DP/RM

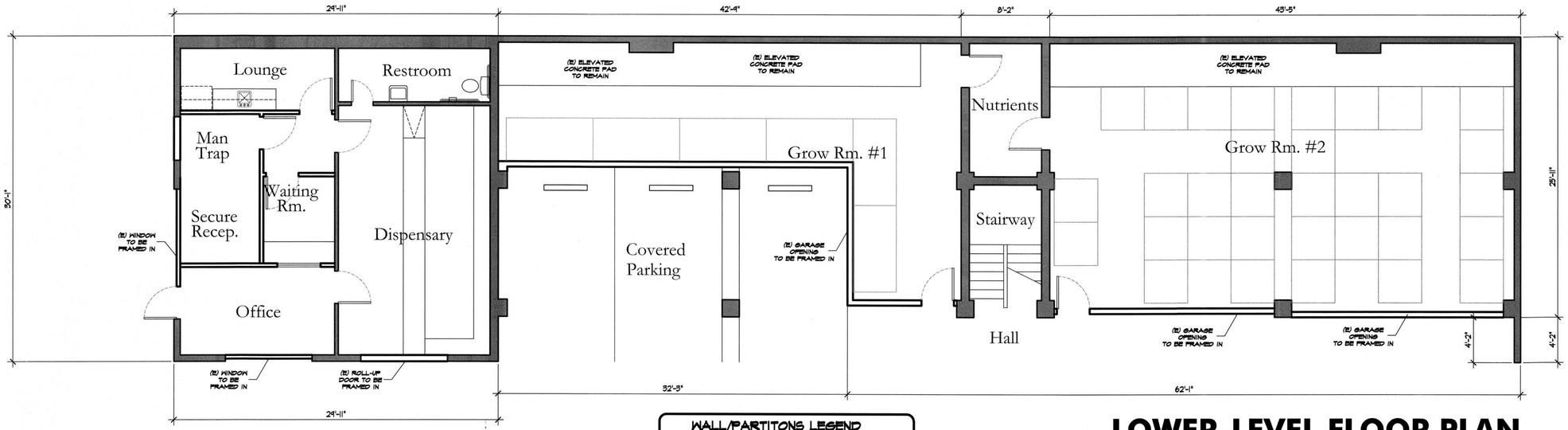

WALL/PARTITONS LEGEND

(EXISTING) 2X WALLS

NEW 5 5/8" MTL STUDS @ 16" O.C. W/ 5/8" GYP. BD.

LOWER-LEVEL FLOOR PLAN

3/16"=1'-0"

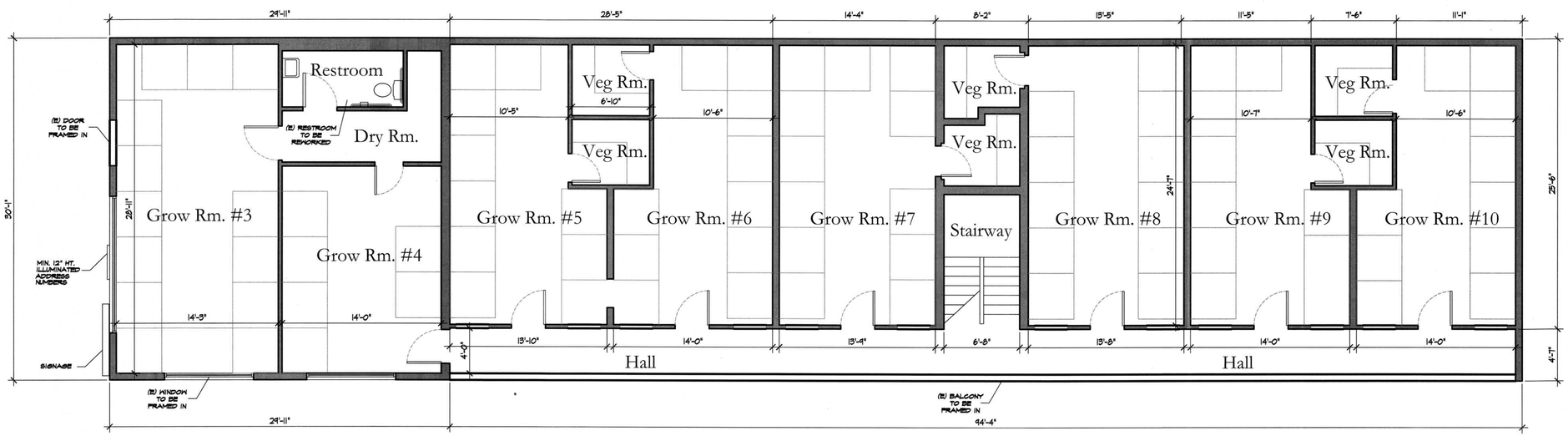

UPPER-LEVEL FLOOR PLAN

3/16"=1'-0"

NORTH

GABRIEL LUJAN & ASSOCIATES

GABRIEL LUJAN & ASSOCIATES

DRAFTING • DESIGN • LAND PLANNING

GABRIEL LUJAN
PRINCIPAL DESIGNER
36-947 COOK ST., STE. 104
PALM DESERT, CA. 92211
CELL: (760) 578-8545 FAX: (760) 674-8100
EMAIL: gv.jun@gladesgroup.com

A CONDITIONAL USE PERMIT FOR:

VALLEY COMPASSIONATE CARE #2

68-374 KIELEY RD. CATHEDRAL CITY, CA 92234

REVISIONS	BY

SHEET TITLE:

PRELIMINARY FLOOR PLAN

DRAWN: G.L.A.
CHECKED: G.L.A.
DATE: SEPTEMBER 2016
SCALE: AS NOTED
JOB NO.: CC-0928-2K16

SHEET

P2

Printed On: 04/06/17

THESE DRAWINGS ARE COPYRIGHTED INSTRUMENTS OF SERVICE AS DEFINED BY THE CALIFORNIA ADMINISTRATIVE CODE, REF. ARE OWNED BY GABRIEL LUJAN & ASSOCIATES. THEY ARE NOT TO BE USED OR REPRODUCED WITHOUT THE WRITTEN CONSENT OF GABRIEL LUJAN & ASSOCIATES. THIS DRAWING REPRESENTS A PRELIMINARY DESIGN UNTIL SUCH TIME THE DESIGNER HAS APPROVED SIGNATURE. GABRIEL LUJAN & ASSOCIATES SHALL NOT BE RESPONSIBLE FOR CORRECTNESS OF DRAWINGS FOR BIDDING PURPOSES PRIOR TO ISSUANCE OF BUILDING PERMITS. THIS DESIGN AND DRAWINGS ARE SUBMITTED AS RESTRICTIVE AND CONFIDENTIAL DISCLOSURE THAT MAY NOT BE USED OR REPRODUCED WITHOUT THE WRITTEN CONSENT OF THE OWNER WHICH IS AT THE EXCLUSIVE USE OF THE OWNER WHICH IS AT THE EXCLUSIVE USE OF THE OWNER. DRAWINGS ONLY